

2016 Student Survey Autumn Term

1. Page 1




1. Most days I enjoy being in school						Response Percent	Response Total	
1	Strongly agree					16.12%	104	
2	Agree					60.62%	391	
3	Disagree					17.36%	112	
4	Strongly disagree					5.89%	38	
Analysis	Mean:	2.13	Std. Deviation:	0.74	Satisfaction Rate:	37.67	answered	645
	Variance:	0.55	Std. Error:	0.03			skipped	0

2. I am learning a lot at this school						Response Percent	Response Total	
1	Strongly Agree					27.91%	180	
2	Agree					62.95%	406	
3	Disagree					7.44%	48	
4	Strongly Disagree					1.71%	11	
Analysis	Mean:	1.83	Std. Deviation:	0.63	Satisfaction Rate:	27.65	answered	645
	Variance:	0.39	Std. Error:	0.02			skipped	0





3. The staff at this school are friendly towards me						Response Percent	Response Total	
1	Strongly Agree					21.09%	136	
2	Agree					64.65%	417	
3	Disagree					11.94%	77	
4	Strongly Disagree					2.33%	15	
Analysis	Mean:	1.96	Std. Deviation:	0.65	Satisfaction Rate:	31.83	answered	645
	Variance:	0.42	Std. Error:	0.03			skipped	0

4. I get regular information about how well I am doing at my school work						Response Percent	Response Total
1	Strongly Agree					10.23%	66

4. I get regular information about how well I am doing at my school work





						Response Percent	Response Total	
2	Agree					47.75%	308	
3	Disagree					35.35%	228	
4	Strongly Disagree					6.67%	43	
Analysis	Mean:	2.38	Std. Deviation:	0.76	Satisfaction Rate:	46.15	answered	645
	Variance:	0.57	Std. Error:	0.03			skipped	0

5. I am expected to set targets for improvement regularly





						Response Percent	Response Total	
1	Strongly Agree					15.35%	99	
2	Agree					54.42%	351	
3	Disagree					24.96%	161	
4	Strongly Disagree					5.27%	34	
Analysis	Mean:	2.2	Std. Deviation:	0.76	Satisfaction Rate:	40.05	answered	645
	Variance:	0.57	Std. Error:	0.03			skipped	0

2. Page 2

6. I usually find my school work interesting

						Response Percent	Response Total	
1	Strongly Agree					11.49%	74	
2	Agree					59.47%	383	
3	Disagree					25.16%	162	
4	Strongly Disagree					3.88%	25	
Analysis	Mean:	2.21	Std. Deviation:	0.69	Satisfaction Rate:	40.48	answered	644
	Variance:	0.48	Std. Error:	0.03			skipped	1





7. In most classes I can learn very well because other students behave sensibly

						Response Percent	Response Total
1	Strongly Agree					11.18%	72
2	Agree					52.02%	335
3	Disagree					28.88%	186
4	Strongly Disagree					7.92%	51





7. In most classes I can learn very well because other students behave sensibly

						Response Percent	Response Total	
Analysis	Mean:	2.34	Std. Deviation:	0.78	Satisfaction Rate:	44.51	answered	644
	Variance:	0.6	Std. Error:	0.03			skipped	1





8. In lessons I often work with other students in pairs and small groups

						Response Percent	Response Total	
1	Strongly Agree					18.48%	119	
2	Agree					62.11%	400	
3	Disagree					15.84%	102	
4	Strongly Disagree					3.57%	23	
Analysis	Mean:	2.05	Std. Deviation:	0.7	Satisfaction Rate:	34.83	answered	644
	Variance:	0.48	Std. Error:	0.03			skipped	1





9. If I have a general problem I know that there is a teacher or another adult that I can talk to

						Response Percent	Response Total	
1	Strongly Agree					27.02%	174	
2	Agree					50.78%	327	
3	Disagree					15.68%	101	
4	Strongly Disagree					6.52%	42	
Analysis	Mean:	2.02	Std. Deviation:	0.83	Satisfaction Rate:	33.9	answered	644
	Variance:	0.69	Std. Error:	0.03			skipped	1





10. When I need help from a teacher or another adult in the classroom I usually get it

						Response Percent	Response Total	
1	Strongly Agree					17.70%	114	
2	Agree					59.78%	385	
3	Disagree					17.24%	111	
4	Strongly Disagree					5.28%	34	
Analysis	Mean:	2.1	Std. Deviation:	0.74	Satisfaction Rate:	36.7	answered	644
	Variance:	0.55	Std. Error:	0.03			skipped	1





11. I get regular homework to do

						Response Percent	Response Total	
1	Strongly Agree					58.29%	376	
2	Agree					37.05%	239	
3	Disagree					3.41%	22	
4	Strongly Disagree					1.24%	8	
Analysis	Mean:	1.48	Std. Deviation:	0.63	Satisfaction Rate:	15.87	answered	645
	Variance:	0.39	Std. Error:	0.02			skipped	0





12. When I am given homework I usually understand what I have to do

						Response Percent	Response Total	
1	Strongly Agree					17.21%	111	
2	Agree					66.05%	426	
3	Disagree					13.49%	87	
4	Strongly Disagree					3.26%	21	
Analysis	Mean:	2.03	Std. Deviation:	0.66	Satisfaction Rate:	34.26	answered	645
	Variance:	0.44	Std. Error:	0.03			skipped	0

13. I usually do the homework I am given

						Response Percent	Response Total	
1	Strongly Agree					68.53%	442	
2	Agree					27.13%	175	
3	Disagree					2.33%	15	
4	Strongly Disagree					2.02%	13	
Analysis	Mean:	1.38	Std. Deviation:	0.63	Satisfaction Rate:	12.61	answered	645
	Variance:	0.4	Std. Error:	0.02			skipped	0





14. My work is displayed on the walls in school

						Response Percent	Response Total
1	Strongly Agree					3.72%	24
2	Agree					25.74%	166
3	Disagree					44.34%	286
4	Strongly Disagree					26.20%	169

14. My work is displayed on the walls in school





						Response Percent	Response Total	
Analysis	Mean:	2.93	Std. Deviation:	0.81	Satisfaction Rate:	64.34	answered	645
	Variance:	0.66	Std. Error:	0.03			skipped	0

15. In lessons teachers are interested in listening to my ideas





						Response Percent	Response Total	
1	Strongly Agree					10.85%	70	
2	Agree					61.71%	398	
3	Disagree					20.93%	135	
4	Strongly Disagree					6.51%	42	
Analysis	Mean:	2.23	Std. Deviation:	0.72	Satisfaction Rate:	41.03	answered	645
	Variance:	0.52	Std. Error:	0.03			skipped	0

4. Page 4

16. At lunchtimes I sometimes join in clubs or do sports practice

						Response Percent	Response Total	
1	Strongly Agree					33.18%	214	
2	Agree					37.83%	244	
3	Disagree					17.52%	113	
4	Strongly Disagree					11.47%	74	
Analysis	Mean:	2.07	Std. Deviation:	0.98	Satisfaction Rate:	35.76	answered	645
	Variance:	0.96	Std. Error:	0.04			skipped	0

17. After school I sometimes join in clubs or do sports practice

						Response Percent	Response Total	
1	Strongly Agree					15.81%	102	
2	Agree					26.20%	169	
3	Disagree					31.32%	202	
4	Strongly Disagree					26.67%	172	
Analysis	Mean:	2.69	Std. Deviation:	1.03	Satisfaction Rate:	56.28	answered	645
	Variance:	1.06	Std. Error:	0.04			skipped	0

18. At lunchtimes there are places in the school I can go to be comfortable

						Response Percent	Response Total	
1	Strongly Agree					22.17%	143	
2	Agree					48.53%	313	
3	Disagree					17.98%	116	
4	Strongly Disagree					11.32%	73	
Analysis	Mean:	2.18	Std. Deviation:	0.91	Satisfaction Rate:	39.48	answered	645
	Variance:	0.82	Std. Error:	0.04			skipped	0

19. I think the teachers are fair when they punish a student

						Response Percent	Response Total	
1	Strongly Agree					11.94%	77	
2	Agree					47.91%	309	
3	Disagree					28.22%	182	
4	Strongly Disagree					11.94%	77	
Analysis	Mean:	2.4	Std. Deviation:	0.85	Satisfaction Rate:	46.72	answered	645
	Variance:	0.72	Std. Error:	0.03			skipped	0

20. I think the teachers are fair when they reward or praise a student


						Response Percent	Response Total	
1	Strongly Agree					20.31%	131	
2	Agree					53.33%	344	
3	Disagree					20.00%	129	
4	Strongly Disagree					6.36%	41	
Analysis	Mean:	2.12	Std. Deviation:	0.8	Satisfaction Rate:	37.47	answered	645
	Variance:	0.64	Std. Error:	0.03			skipped	0

5. Page 5





21. I think some teachers like certain students more than others

						Response Percent	Response Total
1	Strongly Agree					48.06%	310
2	Agree					34.88%	225
3	Disagree					13.64%	88





21. I think some teachers like certain students more than others

						Response Percent	Response Total	
4	Strongly Disagree						3.41%	22
Analysis	Mean:	1.72	Std. Deviation:	0.82	Satisfaction Rate:	24.13	answered	645
	Variance:	0.68	Std. Error:	0.03			skipped	0





22. If I have been away from school my form tutor wants to know where I have been

						Response Percent	Response Total	
1	Strongly Agree						23.72%	153
2	Agree						53.95%	348
3	Disagree						16.43%	106
4	Strongly Disagree						5.89%	38
Analysis	Mean:	2.04	Std. Deviation:	0.8	Satisfaction Rate:	34.83	answered	645
	Variance:	0.64	Std. Error:	0.03			skipped	0





23. The school is clean and tidy

						Response Percent	Response Total	
1	Strongly Agree						16.43%	106
2	Agree						62.17%	401
3	Disagree						24.34%	157
4	Strongly Disagree						5.89%	38
Analysis	Mean:	2.37	Std. Deviation:	0.81	Satisfaction Rate:	42.84	answered	645
	Variance:	0.65	Std. Error:	0.03			skipped	0






24. My family thinks this is a good school

						Response Percent	Response Total	
1	Strongly Agree						45.43%	293
2	Agree						45.12%	291
3	Disagree						6.05%	39
4	Strongly Disagree						3.41%	22
Analysis	Mean:	1.67	Std. Deviation:	0.74	Satisfaction Rate:	22.48	answered	645
	Variance:	0.55	Std. Error:	0.03			skipped	0

25. YEAR 7 ONLY When I moved from Year 6 to Year 7 I felt comfortable etc

						Response Percent	Response Total	
1	Strongly Agree						34.75%	82
2	Agree						52.54%	124
3	Disagree						8.47%	20
4	Strongly Disagree						4.24%	10
Analysis	Mean:	1.82	Std. Deviation:	0.75	Satisfaction Rate:	27.4	answered	236
	Variance:	0.57	Std. Error:	0.05			skipped	409
							answered	525
							skipped	120

28. I am a student in

						Response Percent	Response Total	
1	Year 7						32.09%	207
2	Year 8						20.78%	134
3	Year 9						17.83%	115
4	Year 10						17.67%	114
5	Year 11						11.63%	75
Analysis	Mean:	2.56	Std. Deviation:	1.39	Satisfaction Rate:	38.99	answered	645
	Variance:	1.94	Std. Error:	0.05			skipped	0