





Parent Survey 2014





Results Summary

1. Page 1





1. Parents feel involved in the school

| | | | Response Percent | Response Total |
|---|-------------------|---|------------------|----------------|
| 1 | Strongly Agree |  | 6.69% | 16 |
| 2 | Agree |  | 63.60% | 152 |
| 3 | Disagree |  | 27.20% | 65 |
| 4 | Strongly Disagree |  | 2.51% | 6 |
| | | | answered | 239 |
| | | | skipped | 0 |





2. I think the staff are friendly towards myself and other parents

| | | | Response Percent | Response Total |
|---|-------------------|--|------------------|----------------|
| 1 | Strongly Agree |  | 23.01% | 55 |
| 2 | Agree |  | 73.64% | 176 |
| 3 | Disagree |  | 2.51% | 6 |
| 4 | Strongly Disagree |  | 0.84% | 2 |
| | | | answered | 239 |
| | | | skipped | 0 |





3. When I am concerned about my daughter's progress at school I know who to contact

| | | | Response Percent | Response Total |
|---|-------------------|---|------------------|----------------|
| 1 | Strongly Agree |  | 20.92% | 50 |
| 2 | Agree |  | 62.34% | 149 |
| 3 | Disagree |  | 14.64% | 35 |
| 4 | Strongly Disagree |  | 2.09% | 5 |
| | | | answered | 239 |
| | | | skipped | 0 |

4. If I tell staff of concerns I have about my daughter's progress I am confident that my views will be taken seriously





| | | | Response Percent | Response Total |
|---|-------------------|---|------------------|----------------|
| 1 | Strongly Agree |  | 20.50% | 49 |
| 2 | Agree |  | 63.60% | 152 |
| 3 | Disagree |  | 14.23% | 34 |
| 4 | Strongly Disagree |  | 1.67% | 4 |
| | | | answered | 239 |
| | | | skipped | 0 |

5. My daughter is making good progress at school




| | | | Response Percent | Response Total |
|---|-------------------|--|------------------|----------------|
| 1 | Strongly Agree |  | 38.49% | 92 |
| 2 | Agree |  | 53.97% | 129 |
| 3 | Disagree |  | 6.28% | 15 |
| 4 | Strongly Disagree |  | 1.26% | 3 |
| | | | answered | 239 |
| | | | skipped | 0 |

2. Page 2


6. My daughter enjoys being in school

| | | | Response Percent | Response Total |
|---|-------------------|---|------------------|----------------|
| 1 | Strongly Agree |  | 38.49% | 92 |
| 2 | Agree |  | 53.14% | 127 |
| 3 | Disagree |  | 5.86% | 14 |
| 4 | Strongly Disagree |  | 2.51% | 6 |
| | | | answered | 239 |
| | | | skipped | 0 |





7. Behaviour in the school is good

| | | | Response Percent | Response Total |
|---|----------------|---|------------------|----------------|
| 1 | Strongly Agree |  | 22.18% | 53 |
| 2 | Agree |  | 69.04% | 165 |
| 3 | Disagree |  | 7.11% | 17 |





7. Behaviour in the school is good

| | | | Response Percent | Response Total |
|---|-------------------|---|------------------|----------------|
| 4 | Strongly Disagree |  | 1.67% | 4 |
| | | | answered | 239 |
| | | | skipped | 0 |





8. Bullying is not a problem in the school

| | | | Response Percent | Response Total |
|---|-------------------|---|------------------|----------------|
| 1 | Strongly Agree |  | 9.21% | 22 |
| 2 | Agree |  | 67.36% | 161 |
| 3 | Disagree |  | 20.08% | 48 |
| 4 | Strongly Disagree |  | 3.35% | 8 |
| | | | answered | 239 |
| | | | skipped | 0 |





9. If a student misbehaves they are dealt with

| | | | Response Percent | Response Total |
|---|-------------------|---|------------------|----------------|
| 1 | Strongly Agree |  | 14.64% | 35 |
| 2 | Agree |  | 70.29% | 168 |
| 3 | Disagree |  | 14.64% | 35 |
| 4 | Strongly Disagree |  | 0.42% | 1 |
| | | | answered | 239 |
| | | | skipped | 0 |





10. Staff at this school encourage all students to do their best not just the most able

| | | | Response Percent | Response Total |
|---|-------------------|---|------------------|----------------|
| 1 | Strongly Agree |  | 20.92% | 50 |
| 2 | Agree |  | 67.36% | 161 |
| 3 | Disagree |  | 10.46% | 25 |
| 4 | Strongly Disagree |  | 1.26% | 3 |
| | | | answered | 239 |
| | | | skipped | 0 |





11. Students are taught to appreciate people who have different backgrounds to their own

| | | | Response Percent | Response Total |
|---|-------------------|---|------------------|----------------|
| 1 | Strongly Agree |  | 26.78% | 64 |
| 2 | Agree |  | 69.46% | 166 |
| 3 | Disagree |  | 2.93% | 7 |
| 4 | Strongly Disagree |  | 0.84% | 2 |
| | | | answered | 239 |
| | | | skipped | 0 |





12. My daughter gets the right amount of work to do at home

| | | | Response Percent | Response Total |
|---|-------------------|---|------------------|----------------|
| 1 | Strongly Agree |  | 15.90% | 38 |
| 2 | Agree |  | 59.41% | 142 |
| 3 | Disagree |  | 20.92% | 50 |
| 4 | Strongly Disagree |  | 3.77% | 9 |
| | | | answered | 239 |
| | | | skipped | 0 |

13. Homework helps with learning and is properly explained

| | | | Response Percent | Response Total |
|---|-------------------|---|------------------|----------------|
| 1 | Strongly Agree |  | 14.64% | 35 |
| 2 | Agree |  | 65.27% | 156 |
| 3 | Disagree |  | 17.99% | 43 |
| 4 | Strongly Disagree |  | 2.09% | 5 |
| | | | answered | 239 |
| | | | skipped | 0 |





14. I am kept well informed about how my daughter is progressing

| | | | Response Percent | Response Total |
|---|-------------------|---|------------------|----------------|
| 1 | Strongly Agree |  | 18.41% | 44 |
| 2 | Agree |  | 57.32% | 137 |
| 3 | Disagree |  | 20.92% | 50 |
| 4 | Strongly Disagree |  | 3.35% | 8 |

14. I am kept well informed about how my daughter is progressing





| | Response Percent | Response Total |
|----------|------------------|----------------|
| answered | | 239 |
| skipped | | 0 |

15. I would feel comfortable about approaching the school with questions or concerns





| | Response Percent | Response Total |
|---------------------|--|----------------|
| 1 Strongly Agree |  33.89% | 81 |
| 2 Agree |  54.39% | 130 |
| 3 Disagree |  10.04% | 24 |
| 4 Strongly Disagree |  1.67% | 4 |
| answered | | 239 |
| skipped | | 0 |

4. Page 4





16. My daughter regularly joins clubs and other activities taking place at lunchtimes/after school

| | Response Percent | Response Total |
|---------------------|--|----------------|
| 1 Strongly Agree |  27.62% | 66 |
| 2 Agree |  40.59% | 97 |
| 3 Disagree |  25.52% | 61 |
| 4 Strongly Disagree |  6.28% | 15 |
| answered | | 239 |
| skipped | | 0 |





17. The teaching is good

| | Response Percent | Response Total |
|---------------------|--|----------------|
| 1 Strongly Agree |  22.18% | 53 |
| 2 Agree |  69.04% | 165 |
| 3 Disagree |  8.37% | 20 |
| 4 Strongly Disagree |  0.42% | 1 |
| answered | | 239 |
| skipped | | 0 |





18. The school is well led and managed

| | | | Response Percent | Response Total |
|---|-------------------|---|------------------|----------------|
| 1 | Strongly Agree |  | 30.13% | 72 |
| 2 | Agree |  | 60.25% | 144 |
| 3 | Disagree |  | 8.37% | 20 |
| 4 | Strongly Disagree |  | 1.26% | 3 |
| | | | answered | 239 |
| | | | skipped | 0 |

19. The school expects my daughter to work hard and achieve her best




| | | | Response Percent | Response Total |
|---|-------------------|--|------------------|----------------|
| 1 | Strongly Agree |  | 46.03% | 110 |
| 2 | Agree |  | 49.79% | 119 |
| 3 | Disagree |  | 3.35% | 8 |
| 4 | Strongly Disagree |  | 0.84% | 2 |
| | | | answered | 239 |
| | | | skipped | 0 |

20. The school works closely with parents

| | | | Response Percent | Response Total |
|---|-------------------|---|------------------|----------------|
| 1 | Strongly Agree |  | 11.30% | 27 |
| 2 | Agree |  | 53.14% | 127 |
| 3 | Disagree |  | 31.80% | 76 |
| 4 | Strongly Disagree |  | 3.77% | 9 |
| | | | answered | 239 |
| | | | skipped | 0 |

5. Page 5

21. The school is helping my daughter to become mature and responsible

| | | | Response Percent | Response Total |
|---|----------------|---|------------------|----------------|
| 1 | Strongly Agree |  | 28.87% | 69 |
| 2 | Agree |  | 64.85% | 155 |
| 3 | Disagree |  | 4.60% | 11 |

21. The school is helping my daughter to become mature and responsible

| | | | Response Percent | Response Total |
|---|-------------------|--|------------------|----------------|
| 4 | Strongly Disagree | | 1.67% | 4 |
| | | | answered | 239 |
| | | | skipped | 0 |

22. The school provides an interesting range of activities outside lessons e.g. school trips

| | | | Response Percent | Response Total |
|---|-------------------|--|------------------|----------------|
| 1 | Strongly Agree | | 31.80% | 76 |
| 2 | Agree | | 59.83% | 143 |
| 3 | Disagree | | 6.69% | 16 |
| 4 | Strongly Disagree | | 1.67% | 4 |
| | | | answered | 239 |
| | | | skipped | 0 |

23. When my daughter moved from Year 6 to Year 7 she felt comfortable about the move and settled in quickly

| | | | Response Percent | Response Total |
|---|-------------------|--|------------------|----------------|
| 1 | Strongly Agree | | 35.56% | 85 |
| 2 | Agree | | 56.49% | 135 |
| 3 | Disagree | | 6.28% | 15 |
| 4 | Strongly Disagree | | 2.09% | 5 |
| | | | answered | 239 |
| | | | skipped | 0 |

My daughter is in Year

| | | | Response Percent | Response Total |
|---|---------|--|------------------|----------------|
| 1 | Year 7 | | 22.59% | 54 |
| 2 | Year 8 | | 22.18% | 53 |
| 3 | Year 9 | | 21.76% | 52 |
| 4 | Year 10 | | 20.50% | 49 |
| 5 | Year 11 | | 12.97% | 31 |
| | | | answered | 239 |
| | | | skipped | 0 |