














# 2017 Student Survey Autumn Term

## 1. Page 1




1. Most days I enjoy being in school							Response Percent	Response Total
1	Strongly agree						19.87%	120
2	Agree						59.44%	359
3	Disagree						15.89%	96
4	Strongly disagree						4.80%	29
<b>Analysis</b>	Mean:	2.06	Std. Deviation:	0.74	Satisfaction Rate:	35.21	answered	604
	Variance:	0.55	Std. Error:	0.03			skipped	0

2. I am learning a lot at this school							Response Percent	Response Total
1	Strongly Agree						25.83%	156
2	Agree						65.89%	398
3	Disagree						7.12%	43
4	Strongly Disagree						1.16%	7
<b>Analysis</b>	Mean:	1.84	Std. Deviation:	0.59	Satisfaction Rate:	27.87	answered	604
	Variance:	0.35	Std. Error:	0.02			skipped	0

3. I understand how to improve progress in my learning (next steps and targets)							Response Percent	Response Total
1	Strongly Agree						21.03%	127
2	Agree						63.58%	384
3	Disagree						13.58%	82
4	Strongly Disagree						1.82%	11
<b>Analysis</b>	Mean:	1.96	Std. Deviation:	0.65	Satisfaction Rate:	32.06	answered	604
	Variance:	0.42	Std. Error:	0.03			skipped	0





4. I feel safe when I am at school							Response Percent	Response Total
1	Strongly Agree						33.28%	201

#### 4. I feel safe when I am at school





						Response Percent	Response Total	
2	Agree						54.97%	332
3	Disagree						9.44%	57
4	Strongly Disagree						2.32%	14
<b>Analysis</b>	Mean:	1.81	Std. Deviation:	0.69	Satisfaction Rate:	26.93	answered	604
	Variance:	0.48	Std. Error:	0.03			skipped	0

## 2. Page 2





#### 5. Is bullying a problem at your school

						Response Percent	Response Total	
1	Strongly Agree						5.63%	34
2	Agree						24.50%	148
3	Disagree						53.97%	326
4	Strongly Disagree						15.89%	96
<b>Analysis</b>	Mean:	2.8	Std. Deviation:	0.77	Satisfaction Rate:	60.04	answered	604
	Variance:	0.59	Std. Error:	0.03			skipped	0

#### 6. In most classes I can learn very well because the behaviour of other students is good

						Response Percent	Response Total	
1	Strongly Agree						12.75%	77
2	Agree						57.28%	346
3	Disagree						24.83%	150
4	Strongly Disagree						5.13%	31
<b>Analysis</b>	Mean:	2.22	Std. Deviation:	0.73	Satisfaction Rate:	40.78	answered	604
	Variance:	0.53	Std. Error:	0.03			skipped	0

#### 7. In lessons I often work with other students in pairs and small groups

						Response Percent	Response Total	
1	Strongly Agree						20.70%	125
2	Agree						63.91%	386
3	Disagree						12.91%	78
4	Strongly Disagree						2.48%	15

### 7. In lessons I often work with other students in pairs and small groups

						Response Percent	Response Total	
<b>Analysis</b>	Mean:	1.97	Std. Deviation:	0.66	Satisfaction Rate:	32.4	answered	604
	Variance:	0.43	Std. Error:	0.03			skipped	0

### 8. If I have a general problem I know that there is a teacher or another adult that I can talk to

						Response Percent	Response Total	
1	Strongly Agree					30.46%	184	
2	Agree					47.35%	286	
3	Disagree					15.73%	95	
4	Strongly Disagree					6.46%	39	
<b>Analysis</b>	Mean:	1.98	Std. Deviation:	0.85	Satisfaction Rate:	32.73	answered	604
	Variance:	0.72	Std. Error:	0.03			skipped	0

### 9. When I need help from a teacher or another adult in the classroom I usually get it





						Response Percent	Response Total	
1	Strongly Agree					18.38%	111	
2	Agree					62.42%	377	
3	Disagree					14.74%	89	
4	Strongly Disagree					4.47%	27	
<b>Analysis</b>	Mean:	2.05	Std. Deviation:	0.71	Satisfaction Rate:	35.1	answered	604
	Variance:	0.51	Std. Error:	0.03			skipped	0

## 3. Page 3





### 10. I get regular homework to do

						Response Percent	Response Total	
1	Strongly Agree					50.83%	307	
2	Agree					46.03%	278	
3	Disagree					2.65%	16	
4	Strongly Disagree					0.50%	3	
<b>Analysis</b>	Mean:	1.53	Std. Deviation:	0.58	Satisfaction Rate:	17.6	answered	604
	Variance:	0.33	Std. Error:	0.02			skipped	0





### 11. My teachers encourage me to be friendly towards other students

						Response Percent	Response Total	
1	Strongly Agree						30.96%	187
2	Agree						59.11%	357
3	Disagree						8.28%	50
4	Strongly Disagree						1.66%	10
<b>Analysis</b>	Mean:	1.81	Std. Deviation:	0.65	Satisfaction Rate:	26.88	answered	604
	Variance:	0.42	Std. Error:	0.03			skipped	0





### 12. I take part in school activities outside of lessons, like clubs, sports, music and art

						Response Percent	Response Total	
1	Strongly Agree						32.62%	197
2	Agree						41.89%	253
3	Disagree						15.73%	95
4	Strongly Disagree						9.77%	59
<b>Analysis</b>	Mean:	2.03	Std. Deviation:	0.93	Satisfaction Rate:	34.22	answered	604
	Variance:	0.87	Std. Error:	0.04			skipped	0

### 13. My school encourages me to respect people from other backgrounds and to treat everyone equally

						Response Percent	Response Total	
1	Strongly Agree						44.37%	268
2	Agree						50.33%	304
3	Disagree						4.14%	25
4	Strongly Disagree						1.16%	7
<b>Analysis</b>	Mean:	1.62	Std. Deviation:	0.62	Satisfaction Rate:	20.7	answered	604
	Variance:	0.39	Std. Error:	0.03			skipped	0

### 14. In lessons teachers are interested in listening to my ideas





						Response Percent	Response Total	
1	Strongly Agree						14.90%	90
2	Agree						57.78%	349
3	Disagree						20.70%	125
4	Strongly Disagree						6.62%	40

#### 14. In lessons teachers are interested in listening to my ideas





						Response Percent	Response Total	
<b>Analysis</b>	Mean:	2.19	Std. Deviation:	0.76	Satisfaction Rate:	39.68	answered	604
	Variance:	0.58	Std. Error:	0.03			skipped	0

#### 4. Page 4





#### 15. My school encourages me to look after my physical health (for example healthy eating & fitness)

						Response Percent	Response Total	
1	Strongly Agree					24.50%	148	
2	Agree					55.46%	335	
3	Disagree					14.74%	89	
4	Strongly Disagree					5.30%	32	
<b>Analysis</b>	Mean:	2.01	Std. Deviation:	0.78	Satisfaction Rate:	33.61	answered	604
	Variance:	0.6	Std. Error:	0.03			skipped	0





#### 16. My school encourages me to look after my emotional and mental health

						Response Percent	Response Total	
1	Strongly Agree					21.52%	130	
2	Agree					56.95%	344	
3	Disagree					15.40%	93	
4	Strongly Disagree					6.13%	37	
<b>Analysis</b>	Mean:	2.06	Std. Deviation:	0.78	Satisfaction Rate:	35.38	answered	604
	Variance:	0.61	Std. Error:	0.03			skipped	0





#### 17. At lunchtimes there are places in the school I can go to be comfortable

						Response Percent	Response Total	
1	Strongly Agree					23.01%	139	
2	Agree					48.84%	295	
3	Disagree					18.54%	112	
4	Strongly Disagree					9.60%	58	
<b>Analysis</b>	Mean:	2.15	Std. Deviation:	0.88	Satisfaction Rate:	38.25	answered	604
	Variance:	0.78	Std. Error:	0.04			skipped	0

### 18. I think the teachers are fair when they punish a student





						Response Percent	Response Total	
1	Strongly Agree						8.28%	50
2	Agree						44.70%	270
3	Disagree						32.62%	197
4	Strongly Disagree						14.40%	87
<b>Analysis</b>	Mean:	2.53	Std. Deviation:	0.84	Satisfaction Rate:	51.05	answered	604
	Variance:	0.7	Std. Error:	0.03			skipped	0

### 19. I think the teachers are fair when they reward or praise a student




						Response Percent	Response Total	
1	Strongly Agree						21.69%	131
2	Agree						55.13%	333
3	Disagree						15.73%	95
4	Strongly Disagree						7.45%	45
<b>Analysis</b>	Mean:	2.09	Std. Deviation:	0.81	Satisfaction Rate:	36.31	answered	604
	Variance:	0.66	Std. Error:	0.03			skipped	0

## 5. Page 5


### 20. My school encourages me to be independent and to take on responsibilities

						Response Percent	Response Total	
1	Strongly Agree						28.81%	174
2	Agree						61.59%	372
3	Disagree						7.78%	47
4	Strongly Disagree						1.82%	11
<b>Analysis</b>	Mean:	1.83	Std. Deviation:	0.64	Satisfaction Rate:	27.54	answered	604
	Variance:	0.41	Std. Error:	0.03			skipped	0





### 21. I receive information about my educational choices (for example options, choosing qualifications for the future, apprenticeships etc.)

						Response Percent	Response Total	
1	Strongly Agree						10.26%	62
2	Agree						47.85%	289
3	Disagree						31.46%	190





**21. I receive information about my educational choices (for example options, choosing qualifications for the future, apprenticeships etc.**

						Response Percent	Response Total	
4	Strongly Disagree						10.43%	63
<b>Analysis</b>	Mean:	2.42	Std. Deviation:	0.81	Satisfaction Rate:	47.35	answered	604
	Variance:	0.66	Std. Error:	0.03			skipped	0





**22. The school is clean and tidy**

						Response Percent	Response Total	
1	Strongly Agree						16.39%	99
2	Agree						59.11%	357
3	Disagree						27.81%	168
4	Strongly Disagree						7.78%	47
<b>Analysis</b>	Mean:	2.49	Std. Deviation:	0.87	Satisfaction Rate:	46.03	answered	604
	Variance:	0.76	Std. Error:	0.04			skipped	0

**23. My family thinks this is a good school**

						Response Percent	Response Total	
1	Strongly Agree						43.05%	260
2	Agree						45.53%	275
3	Disagree						7.95%	48
4	Strongly Disagree						3.48%	21
<b>Analysis</b>	Mean:	1.72	Std. Deviation:	0.75	Satisfaction Rate:	23.95	answered	604
	Variance:	0.57	Std. Error:	0.03			skipped	0

**24. YEAR 7 ONLY When I moved from Year 6 to Year 7 I felt comfortable etc**

						Response Percent	Response Total	
1	Strongly Agree						31.33%	94
2	Agree						47.00%	141
3	Disagree						15.00%	45
4	Strongly Disagree						6.67%	20
<b>Analysis</b>	Mean:	1.97	Std. Deviation:	0.85	Satisfaction Rate:	32.33	answered	300
	Variance:	0.73	Std. Error:	0.05			skipped	304