
















# Parent Survey Spring Term 2018

Page 1


1. Parents and carers feel involved in the school							Response Percent	Response Total
1	Strongly Agree						19.45%	57
2	Agree						58.70%	172
3	Disagree						20.48%	60
4	Strongly Disagree						1.37%	4
<b>Analysis</b>	Mean:	2.04	Std. Deviation:	0.67	Satisfaction Rate:	34.58	answered	293
	Variance:	0.45	Std. Error:	0.04			skipped	0

2. My child feels safe at school							Response Percent	Response Total
1	Strongly Agree						39.25%	115
2	Agree						56.31%	165
3	Disagree						3.41%	10
4	Strongly Disagree						1.02%	3
<b>Analysis</b>	Mean:	1.66	Std. Deviation:	0.59	Satisfaction Rate:	22.07	answered	293
	Variance:	0.35	Std. Error:	0.03			skipped	0





3. My child is well looked after at school							Response Percent	Response Total
1	Strongly Agree						36.86%	108
2	Agree						54.61%	160
3	Disagree						7.17%	21
4	Strongly Disagree						1.37%	4
<b>Analysis</b>	Mean:	1.73	Std. Deviation:	0.65	Satisfaction Rate:	24.35	answered	293
	Variance:	0.42	Std. Error:	0.04			skipped	0

4. My daughter is making good progress at school							Response Percent	Response Total
1	Strongly Agree						33.11%	97
2	Agree						59.73%	175
3	Disagree						6.83%	20





#### 4. My daughter is making good progress at school

						Response Percent	Response Total	
4	Strongly Disagree					0.34%	1	
<b>Analysis</b>	Mean:	1.74	Std. Deviation:	0.59	Satisfaction Rate:	24.8	answered	293
	Variance:	0.35	Std. Error:	0.03			skipped	0





#### 5. My daughter enjoys being in school

						Response Percent	Response Total	
1	Strongly Agree					26.62%	78	
2	Agree					58.70%	172	
3	Disagree					11.60%	34	
4	Strongly Disagree					3.07%	9	
<b>Analysis</b>	Mean:	1.91	Std. Deviation:	0.71	Satisfaction Rate:	30.38	answered	293
	Variance:	0.5	Std. Error:	0.04			skipped	0





#### 6. My daughter gets the right amount of work to do at home

						Response Percent	Response Total	
1	Strongly Agree					11.95%	35	
2	Agree					63.14%	185	
3	Disagree					23.21%	68	
4	Strongly Disagree					1.71%	5	
<b>Analysis</b>	Mean:	2.15	Std. Deviation:	0.63	Satisfaction Rate:	38.23	answered	293
	Variance:	0.4	Std. Error:	0.04			skipped	0





#### 7. This school makes sure its pupils are well behaved

						Response Percent	Response Total	
1	Strongly Agree					34.13%	100	
2	Agree					58.02%	170	
3	Disagree					6.48%	19	
4	Strongly Disagree					1.37%	4	
<b>Analysis</b>	Mean:	1.75	Std. Deviation:	0.63	Satisfaction Rate:	25.03	answered	293
	Variance:	0.4	Std. Error:	0.04			skipped	0





### 8. This school deals effectively with bullying

					Response Percent	Response Total	
1	Strongly Agree				13.99%	41	
2	Agree				71.67%	210	
3	Disagree				11.60%	34	
4	Strongly Disagree				2.73%	8	
<b>Analysis</b>	Mean:	2.03	Std. Deviation:	0.6	Satisfaction Rate:	34.36	
	Variance:	0.36	Std. Error:	0.04			
						answered	293
						skipped	0





### 9. I am kept well informed about how my daughter is progressing

					Response Percent	Response Total	
1	Strongly Agree				19.45%	57	
2	Agree				58.36%	171	
3	Disagree				19.45%	57	
4	Strongly Disagree				2.73%	8	
<b>Analysis</b>	Mean:	2.05	Std. Deviation:	0.7	Satisfaction Rate:	35.15	
	Variance:	0.5	Std. Error:	0.04			
						answered	293
						skipped	0





### 10. I would feel comfortable about approaching the school with questions or concerns

					Response Percent	Response Total	
1	Strongly Agree				36.18%	106	
2	Agree				53.92%	158	
3	Disagree				6.83%	20	
4	Strongly Disagree				3.07%	9	
<b>Analysis</b>	Mean:	1.77	Std. Deviation:	0.71	Satisfaction Rate:	25.6	
	Variance:	0.5	Std. Error:	0.04			
						answered	293
						skipped	0





### 11. The teaching is good

					Response Percent	Response Total	
1	Strongly Agree				25.26%	74	
2	Agree				69.62%	204	
3	Disagree				4.78%	14	
4	Strongly Disagree				0.34%	1	
<b>Analysis</b>	Mean:	1.8	Std. Deviation:	0.52	Satisfaction Rate:	26.73	
	Variance:	0.27	Std. Error:	0.03			
						answered	293
						skipped	0



## 12. The school is well led and managed





						Response Percent	Response Total	
1	Strongly Agree					33.79%	99	
2	Agree					55.97%	164	
3	Disagree					7.85%	23	
4	Strongly Disagree					2.39%	7	
<b>Analysis</b>	Mean:	1.79	Std. Deviation:	0.68	Satisfaction Rate:	26.28	answered	293
	Variance:	0.47	Std. Error:	0.04			skipped	0

## 13. The school provides an interesting range of activities outside lessons e.g. school trips, clubs, etc.

						Response Percent	Response Total	
1	Strongly Agree					43.34%	127	
2	Agree					50.85%	149	
3	Disagree					5.12%	15	
4	Strongly Disagree					0.68%	2	
<b>Analysis</b>	Mean:	1.63	Std. Deviation:	0.61	Satisfaction Rate:	21.05	answered	293
	Variance:	0.38	Std. Error:	0.04			skipped	0

## 14. I would recommend this school to another parent

						Response Percent	Response Total	
1	Yes					90.78%	266	
2	No					9.22%	27	
<b>Analysis</b>	Mean:	1.09	Std. Deviation:	0.29	Satisfaction Rate:	9.22	answered	293
	Variance:	0.08	Std. Error:	0.02			skipped	0

2	Year 8					23.55%	69	
3	Year 9					19.45%	57	
4	Year 10					16.04%	47	
5	Year 11					10.24%	30	
<b>Analysis</b>	Mean:	2.52	Std. Deviation:	1.34	Satisfaction Rate:	37.88	answered	293
	Variance:	1.8	Std. Error:	0.08			skipped	0